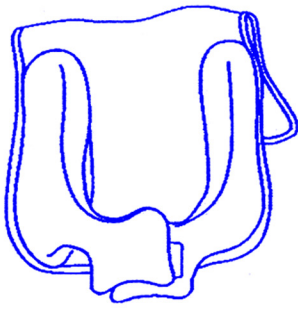


Sleepy Time Headrest Installation Instructions

1



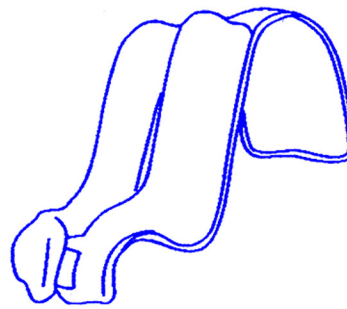
Sleepy Time Headrest

2



Commercial Child Carseat

3



Headrest Side View

4




Side View



Place the headrest on the child carseat making sure the back panel is between the child carseat and the automobile seat. The carseat should be securely fastened to the automobile seat for your child's safety and for the headrest to work properly.

5



Fasten velcro sides together under child's chin.
Use for children 20-65lbs.
in a forward facing car seat